


POWERSCREEN® TRAKPACTOR 260SR

HORIZONTAL IMPACTOR



TECHNICAL SPECIFICATION - REV 8 01/02/2023





TRAKPACTOR 260SR



OVERVIEW

SPECIFICATION

Total Weight	Tier 3: 32,500kg (71,650lbs) Bypass conveyor Tier 4F: 33,950kg (74,847lbs) Underpan, heavy duty twin pole magnet
Transport	Length 14.8m (48' 8") Height 3.2m (10' 6") Width 3m (9' 10")
Working	Length 15.8m (51' 10") Height 3.86m (12' 8") Width 5.8m (19' 1")
Crusher Type:	Twin apron 4 bar impact crusher, feed opening 860mm x 610mm (34" x 24")
Power Unit	Tier 3 CAT C7.1 186kW (250hp) or Tier 4F/Stage V CAT C7.1 205kW (275hp)
Plant Colour	RAL 5021, RAL 7024, RAL 9005

FEATURES & BENEFITS

The Powerscreen® Trakpactor 260SR Horizontal Shaft Impactor, is a highly compact tracked crusher designed to offer both excellent reduction & high consistency of product yield. A post-screen system and recirculating conveyor allows oversize material to be passed back to the crusher for further sizing. The Powerscreen® Trakpactor 260SR is designed mainly for the recycling & demolition markets & is an ideal contract machine due to its compact design & mobility. A quick-detach single deck post-screen system allows the machine to convert to a standard Trakpactor 260 in minutes.

- Output potential of up to 250 tph / 275 US tph - depending on material type & crusher settings
- Suitable for a variety of feed materials
- Radio remote control as standard
- Ideal for recycling & demolition applications
- Replaceable tine bar cartridge style grizzly feeder
- Load management system to control feeder speed
- Proven Terex impact crusher with hydraulic overload protection, 4 bar rotor & twin aprons
- Crusher speed variation through user friendly PLC control system
- Fully independent under crusher vibrating pan feeder (optional)
- HPTO clutch & highly fuel efficient direct drive system
- Modular conveyor with raise/lower facility to aid clearance of rebar
- Overband magnet (optional)
- Powerscreen Pulse telemetry as standard

APPLICATIONS



Aggregate

Blasted rock
River rock



Recycling

C&D waste
Foundry waste



Mining

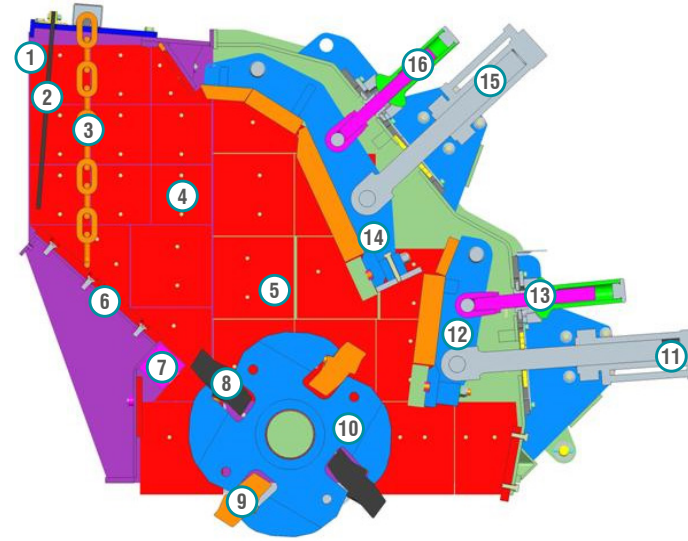
Processed ores
Processed minerals



TRAKPACTOR 260SR



CRUSHER



PRINCIPAL COMPONENTS

- | | |
|--------------------|------------------------------|
| 1: Crusher Opening | 10: Rotor |
| 2: Rubber Curtain | 11: Control Cylinder |
| 3: Chain Curtain | 12: Bottom Impact Apron |
| 4-5: Wear Liners | 13: Apron Adjustment Spindle |
| 6: Inlet Chute | 14: Top Impact Apron |
| 7: Inlet Wear Bar | 15: Control Cylinder |
| 8: Full Blow Bar | 16: Apron Adjustment Spindle |
| 9: Half Blow Bar | |

PRINCIPLES OF OPERATION

Material enters via the crusher opening & slides down the inlet chute where it is struck by the blow bar which is held within the rotor. This initial impact breaks the material which is then accelerated onto the top apron where more reduction takes place on impact. This material then falls back into the blow bars & the cycle repeated until the material is small enough to pass between the apron & the blow bar. Once through this gap, further reduction occurs on the bottom apron until the material

can again pass through the gap & discharge from the underside of the crusher.

Any un-crushable material entering the chamber will relieve the overload cylinders & allow the material to pass. The cylinders will then return to the pre-set crushing position. The pre-set gap is adjusted by turning the adjustment spindle whilst the weight of the apron is held on the cylinder (hydraulic assist).

The hydraulic cylinders are pre-loaded to minimise apron bounce & wear on the cylinders. This arrangement also greatly reduces the oversize produced & is Patented: GB2455203




TRAKPACTOR 260SR



CRUSHER SPECIFICATION

Feed opening:	860mm x 610mm (34" x 24")
Max lump size*:	400mm ³ (16in ³) / 700mm (28") diagonally / 750 x 450 x 200mm (30 x 18 x 8") slab *depending on material & blow bar specification
Rotor width:	830mm (33")
Rotor diameter:	860mm (34")
Number of aprons:	2
Max clearance:	165mm (6.5") upper apron, 120mm (4.7") lower apron
Max OSS setting:	120mm (4.7") upper apron, 40mm (1.6") lower apron
Min CSS setting:	50mm (2") upper apron, 20mm (0.75") lower apron
Blow bars:	Total of 4 blow bars
Blow bar removal:	Horizontally
Blow bar configuration:	2 full & 2 half (optional 4 full)
Setting adjustment:	Hydraulic assist
Overload protection:	Hydraulic
Rotor speeds:	700 - 930rpm (32 - 40 m/s 105—131ft/s)
Applications:	Demolition / recycling / quarry
Crusher weight:	6400kg (14,100lbs)
Full blow bar weight:	140kg (309lbs)
Side liners:	20mm (thick, abrasive resistant steel)



PRINCIPAL COMPONENTS

- 1: Chain curtain cover
- 2: Main welded body
- 3: Impactor hinged section
- 4: Inspector covers
- 5: Hydraulic overload & adjustment cylinders
- 6: Toggle bolts
- 7: Side door
- 8: Inspection covers
- 9: Trunions
- 10: Hinged section opening cylinder
- 11: Bearings



TRAKPACTOR 260SR




CRUSHER FEATURES

- Crusher body:** Fabricated from steel plate & fully lined with replaceable abrasion resistant liner plates. Hinged side door allows access to apron tips & rotor for gap measurements & inspection. Complete hinged section opens hydraulically to allow blow bar removal & replacement, apron & liner replacement or major maintenance.
- Rotor:** Cast steel fitted with 4 reversible & replaceable blow bars
- Bearings:** Double row self aligning spherical roller bearing fitted each end of rotor
- Aprons:** Cast steel aprons with replaceable abrasion resistant wear plate on tip of bottom apron
- Drive:** Direct through wedge belts with tensioning system on the power unit
- Lubrication:** Grease filled rotor bearings fitted with inner & outer labyrinth seals
- Blow bars:** Standard blow bar is martensitic steel, options are available in martensitic ceramic, medium chrome, medium chrome ceramic, high chrome, high chrome ceramic & toughened chrome.

APPLICATIONS

This plant is designed for both demolition & quarrying applications. When fitted with martensitic or ceramic blow bars the crusher will tolerate small quantities of steel reinforcing bar in the feed. However, the machine is not designed to accept large pieces of steel or other un-crushable objects, & the feed material should be assessed / inspected for suitability prior to crushing. It is vitally important that large pieces of steel or similar un-crushable objects are not allowed to enter the crushing chamber as severe damage & injury may occur.

When high chrome bars are fitted, **all** steel should be removed from the feed material & the machine should only be used on quarry applications, or clean materials such as asphalt.





TRAKPACTOR 260SR



HOPPER


Fixed, feed hopper with integral legs, mounted direct to chassis

Hopper width: 2.26m (7' 5")

Hopper capacity: Up to 2.3m³ (3 cu. yd.)

Loading height: 3.2m (10'6")

Hopper body: 8mm thick abrasion resistant steel plate





TRAKPACTOR 260SR




VIBRATING GRIZZLY FEEDER

Vibrating grizzly feeder pan with integral two step tine bar grizzly section, extremely efficient & self cleaning

Type:	Sprung vibrating pan
Vibrating unit:	Twin heavy duty cast eccentric shafts running in spherical roller bearings, gear coupled at drive end
Length:	3.27m (10' 9")
Width:	800mm (2' 7")
Pan:	10mm thick fully welded base plate with 10mm thick abrasion resistant liners
Drive:	Flange mounted hydraulic motor

Grizzly:	Two stepped sections with 680mm (2' 3") long tines spaced at 25mm (1") nominal spacing. Front sections with 35mm or 46mm apertures are optional, as are rubber mats to blank over the grizzly sections.
Underscreen:	Removable rubber blanking mat fitted as standard. Mesh screens optional
Control:	Variable speed control through control panel & radio remote option if fitted
Chute:	The plant is fitted with a bypass chute. This has an internal two way flap door to control the direction of fines, either forward onto the product belt or onto the optional side conveyor





TRAKPACTOR 260SR



PRODUCT CONVEYOR


FULL LENGTH PRODUCT CONVEYOR

Conveyor type:	Full length non-folding main conveyor with impact bars at feed point. Main conveyor can be lowered hydraulically for maintenance.
Belt type:	EP500/3 with 8+2
Belt width:	900mm (36")
Discharge height:	3.25m (10' 8") in fully raised position
Stockpile volume:	63m ³ (82 cu. yd.)
Feedboot:	Fabricated steel with abrasion resistant steel liners
Impact area:	Impact bars at feed point
Drive:	Hydraulic motor direct to head drum
Dust suppression:	Fitted with hose and spraybars as standard (no pump supplied)

DUST SUPPRESSION SYSTEM

Spray bars with atomiser nozzles mounted over the product conveyor feed & discharge points, piped to an inlet manifold for customer water supply.

Type:	Clean water multi atomising nozzles
Inlet:	Single point on chassis
Inlet pressure:	3bar (44psi)
Water supply:	24 L/min (6.34 G/min)
Frost protection:	Via system main valves





TRAKPACTOR 260SR



POWER UNIT & HYDRAULICS

Tier 3 Equivalent:	Caterpillar C7.1 186kW (250hp)
Operating rpm range:	1700 - 2100rpm
Tier 4F / Stage V:	Caterpillar C7.1 205kW (275hp)
Operating rpm range:	1700 - 2100rpm
Operating conditions:	Ambient temp. +30°C to -5°C (86°F to 23°F) at altitudes up to 2000m (6562ft) above sea level - For applications outside this range please consult with Powerscreen as the plant performance / reliability may be affected.
Reductant tank size:	60 L (16 US Gal)
Plant drive:	High quality tandem pumps driven via engine PTO's

Fuel tank capacity:	400 L (106 US Gal)
Hydraulic tank capacity:	350 L (92 US Gal)
Clutch type:	Highly efficient, self-adjusting HPTO 12 dry plate clutch with electro hydraulic operation
Crusher drive:	Direct drive via wedge belts, Tier 3 clutch pulley diameter 335mm (13.2") Crusher pulley diameter 800mm (2' 7") Crushing performance can be tuned, by changing engine speed on the PLC without significant loss of engine performance.
Drive tensioning:	Manual tensioner pulley






TRAKPACTOR 260SR



↓ TRACKS

CRAWLER TRACKS

Type:	Heavy duty, 2 speed, bolt on
Sprocket centres:	3.72m (12' 2")
Track width:	400mm (1' 7")
Gradeability:	30° maximum
High speed:	1kph (0.62 mph)
Drive:	Two integral hydraulic motors
Tensioning:	Hydraulic adjuster, grease tensioned





TRAKPACTOR 260SR



POST-SCREEN & CONVEYORS

SINGLE DECK POST-SCREEN

Top deck: 2.44m x 1.2m (8' x 4')

Tensioning top deck: Side tensioned

Drive: Hydraulic motor

Screen angle: 22°

Screen speed: 1100rpm

Screen can be lowered to a horizontal position for mesh changing and general service access.

FINES CONVEYOR

Belt width: 1200mm (47")

Discharge height: 2.85m (9' 4")

Stockpile volume: 43m³ (56 cu. yd.)

Belt specific: Plain

Hydraulic folding for transport

OVERSIZE TRANSFER CONVEYOR

Belt width: 500mm (20")

Belt specific: Plain

Working angle: 20°

Speed: Adjustable

Hydraulic folding for transport

RECIRCULATING CONVEYOR

Belt width: 500mm (20")

Belt specific: Plain

Working angle: 17°

Speed: Adjustable

Hydraulic folding for transport





TRAKPACTOR 260SR



PLANT CONTROLS & OTHER

GUARDS

Wire mesh or sheet metal guards are provided for all drives, flywheels, pulleys & couplings.

The guards provided are designed & manufactured to CE & ANSI standards.

PLATFORMS

Platforms are provided for maintenance on one side of the feeder & impactor. These are fitted with double row handrails & access ladders.

Platforms are also provided to gain access to the drive side of the crusher & the power unit

PLANT CONTROLS

Full PLC control panel

Full system diagnostics

Controls fitted to the plant include:

- Sequential start up
- Engine (start/stop/speed)
- Crusher (start/stop)
- Optional bypass conveyor (start/stop)
- Product conveyor (start/stop & raise/lower)
- Feeder (start/stop/speed) controls, located on the side of the plant

UMBILICAL CONTROL

An umbilical control unit is supplied with the plant. This is used to control the tracking function & is also fitted with a stop button for the plant.

CHASSIS


Heavy duty I-Section of welded construction provides maximum strength & accessibility.

RADIO REMOTE

Complete with integrated tracking functions & plant stop function.

Remote can also be used to:

- Start/stop feeder
- Control feeder speed
- Raise/lower product conveyor
- Open top apron





TRAKPACTOR 260SR



↓ OPTIONS

BYPASS CONVEYOR

Conveyor type:	Steel, troughed tray hydraulically folding
Width:	500mm (20")
Discharge height:	1.92m (6' 4")
Stockpile volume:	13m³ (17 cu. yd.)
Drive:	Direct drive hydraulic motor
Lubrication:	Grease points on bearings
Position:	Discharge either side

MAGNET

Magnet type:	Suspended self cleaning over band with endless belt
Belt width:	750mm (2'6")
Drive:	Direct drive hydraulic motor
Control:	Pre-set variable speed
Discharge:	Via stainless shedder plate
Twin pole:	Also available

FEEDER UNDERSCREEN MESH

Position:	Removable wire meshes fitted in lieu of standard rubber blanking mat when used in conjunction with optional side conveyor
Size:	10, 20, 30, 40, 50,mm

BLOW BARS


2 full size martensitic & 2 half size manganese blow bars fitted as standard. 2 further options available:

High Chrome:	Suitable for medium to hard rock applications where there is no steel present in feed material. Good wear characteristics
Ceramic:	Suitable for applications with limited steel in feed. Improved wear characteristics over standard martensitic blow bars
4 full blow bars:	Available in all options

BLOW BAR EXTRACTOR KIT

- This is the complete kit (including single acting hydraulic cylinder)
- This is a standalone tool, that can be used to help push the worn blow bars out of the Terex CR004 rotor

Note: This is a highly recommended piece of kit , especially when working in 'sticky asphalt type applications'.





TRAKPACTOR 260SR



↓ OPTIONS 2

HOT/COLD CLIMATE OILS

Cold climate oils - (Recommended for ambient temperatures between -20 to +30°C) - Hydraulic & lubrication oils only. Other component modifications may be required for low temperature operations. Please contact the Powerscreen sales & applications department with any queries.

Hot climate oils - (Recommended for ambient temperatures between +15 to +50°C)

VIBRATING UNDERPAN FEEDER

Type: Steel bodied vibrating feeder fitted with abrasion resistant liners, mounted under crusher & designed to prevent any impact damage to product conveyor

Width: 600mm (2')

Length: 2m (6' 7")

Drive: Hydraulic out of balance exciter

Note: When a vibrating underpan feeder is selected, the short product conveyor belt which accompanies will have the following specification: EP400/3 5+1.5

BELT WEIGHER

Belt weigher system can be fitted to the product conveyor.

Display: Separate read out near control panel

PLANT LIGHTING

Lights mounted over the crusher & on the cowls at the front of the plant. These are directional & are controlled from within the control panel.

OPTIONAL EXTRAS

- High chrome blow bars
- Ceramic blow bars
- 4 full size hammers in lieu of 2 full & 2 half hammers
- Blow bar extractor kit
- Overband magnetic separator
- Twin pole overband magnetic separator
- Bypass conveyor
- Plant lighting
- Product conveyor hydraulic folding head section
- Feeder underscreen mesh
- Belt weigh
- Underpan feeder





TRAKPACTOR 260SR



↓ POWERSCREEN PULSE


RECORD, DISPLAY AND ANALYSE DATA:

HIGH EFFICIENCY THROUGH PRECISE INFORMATION

Available online anywhere and at any time: comprehensive information on the GPS location, start and stop times, fuel consumption, tonnages, cone settings, wear ratings, operating hours, maintenance status, and much more.




**AVAILABLE
ANYWHERE
AND AT ANY TIME**


**DASHBOARD
DISPLAY**


**FLEET
OVERVIEW**


**WEEKLY REPORT
DIRECT TO YOUR
INBOX**


**GPS: MACHINE
TRACKING**


**REPORTING
UTILISATION, PERFORMANCE
& PART SPECIFIC**



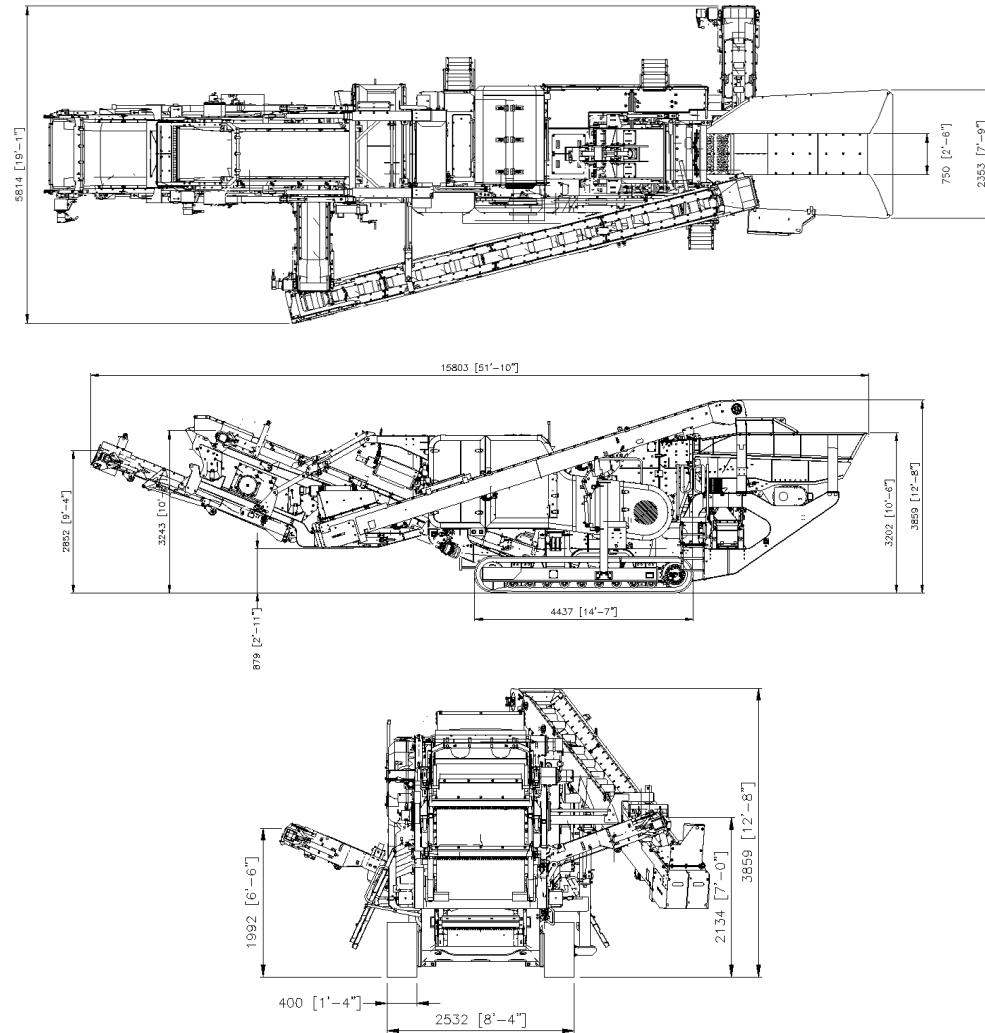


TRAKPACTOR 260SR



DIMENSIONS

Figure 1: Trakpactor 260SR - VGF & Bypass Conveyor
Working Position



MORE DIMENSIONS OVERLEAF

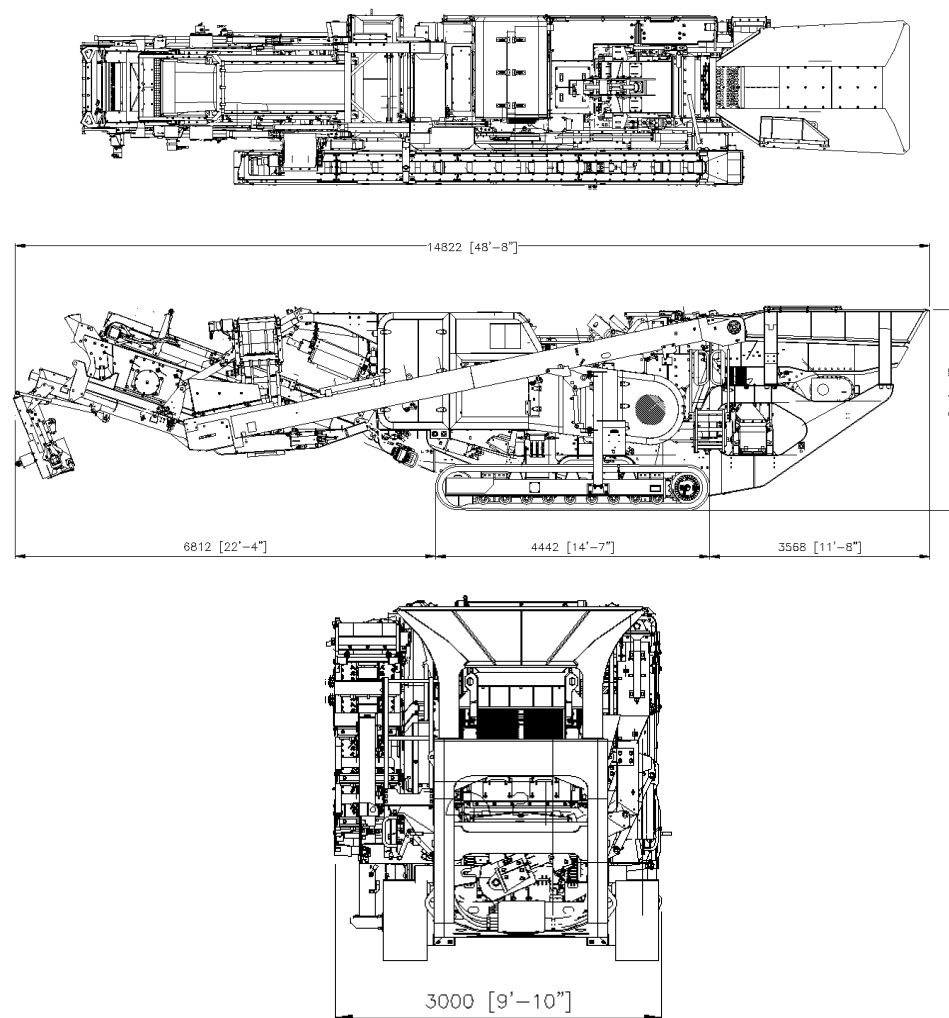


TRAKPACTOR 260SR



DIMENSIONS

Figure 2: Trakpactor 260SR - VGF & Bypass Conveyor
Transport Position





Powerscreen equipment complies with CE requirements.

Please consult Powerscreen if you have any other specific requirements in respect of guarding, noise or vibration levels, dust emissions, or any other factors relevant to health and safety measures or environmental protection needs. On receipt of specific requests, we will endeavour to ascertain the need for additional equipment and, if appropriate, quote extra to contract prices.

All reasonable steps have been taken to ensure the accuracy of this publication, however due to a policy of continual product development we reserve the right to change specifications without notice.

It is the importers' responsibility to check that all equipment supplied complies with local legislation regulatory requirements.

Plant performance figures given in this brochure are for illustration purposes only and will vary depending upon various factors, including feed material gradings and characteristics. Information relating to capacity or performance contained within this publication is not intended to be, nor will be, legally binding.

GET IN TOUCH

Dungannon

200 Coalisland Road, Dungannon,
Co Tyrone, BT71 4DR, Northern Ireland
Tel: +44 (0) 28 87 718 500
Fax: +44 (0) 28 87 747 231

Louisville

11001 Electron Drive,
Louisville, Kentucky, 40299 USA
Tel: +1 502 736 5200
Fax: +1 502 736 5202



APPENDIX 1 - ENGINE OPTIONS - Powerunit options that may be fitted in place of technical specification offering subject to availability

Crushers – Tier 2

CAT C9.3 242kW (325hp) as per 1000 Maxtrak and CAT C9.3 250kW (335hp) as per Trakpactor 320

Option 1.) Scania DC09 074A 257kW (350hp)

Crushers – Stage V

CAT C4.4 129kW (173hp) as per Metrotrak

Option 1.) Volvo D5 129kW (173hp)

CAT C7.1 205kW (275hp) as per Premiertrak 330

Option 1.) Volvo D8 210kW (282hp)

