

POWERSCREEN® WARRIOR 2400

2 DECK HEAVY DUTY SCALPING SCREEN



TECHNICAL SPECIFICATION - REV 17 01/06/2025





WARRIOR 2400



OVERVIEW

SPECIFICATION

Total weight	44,600kg (98,326lbs)
Transport	Length 17.3m (56' 10") Width 3m (9' 10") Height 3.6m (11' 10")
Working	Length 18.5m (60' 8") Width 15.3m (50' 3") Height 5.22m (16' 11")
Screenbox	6.1m x 1.93m (20' x 6' 4")
Power Unit	Diesel / Hydraulic
Plant Colour	RAL 5021, 7024 & 9005

(Weight & dimensions are approximate base unit values)

FEATURES & BENEFITS

- High capacity up to 800 tph / 882 US tph (depending on media sizes & material type)
- Maximum feed size 750mm (2' 6"). Maximum allowable feed size may vary depending on material type and screenbox media
- Suitable for scalping or stockpiling as a 3 way split or 2 way split machine
- Direct feed incline hopper with impact bars & impact rollers
- Hydraulic folding hopper sides featuring wedge retainers (belt feeder only)
- Hydraulic load sensing on under screen conveyor circuit & fines discharge conveyor circuit
- Highly aggressive heavy duty triple shaft incline screen with adjustable speed, stroke & stroke angle
- Jack-up screen facility for access to screen media & collection conveyor
- Screen media is interchangeable with the Horizon range of products
- Jack-up legs for screen levelling as standard
- Hydraulically folding conveyors for transport
- Heavy duty 2 speed tracks complete with pendant remote control
- Dual power option
- High performance hydraulic system - cast iron pumps & motors complete with hydraulic cooler
- Powerscreen Pulse telemetry as standard

APPLICATIONS



Aggregate

Sand & gravel
Blasted rock
River rock



Recycling

Top soil
C&D waste
Composted materials
Wood by-products
Overburden
Foundry waste



Mining

Processed ores
Processed minerals



WARRIOR 2400



HOPPER

Target area: 5.49m (18') long x 2.7m (8' 10") wide

Hopper capacity: 10m³ (13 cu. yd.)

Extended: 14.2m³ (18.6 cu.yd)

Feed in height: 3.95m (12' 11") (Rear)

Feed in height: 4.66m (15' 3") (Side)

Feed in height: 3.36m (11') (Collapsed hopper)

Hydraulic folding hopper sides with over centre struts

Complete with wedge lock system, rear wall is collapsible for direct feeding





WARRIOR 2400



SCREENBOX

Heavy duty 6.1m x 1.93m (20' x 6' 4") 2 deck incline screen with aggressive, triple shaft drive mechanism featuring adjustable speed & stroke angle

Adjustable oval stroke: 10mm-13mm

Oval stroke angle adjustable from 30° - 60°

Jack-up screen facility for access to screen media

Hi-torque screen motor mounted direct to screen box


Marshmallow springs

Wear plates on pipe units

Galvanised maintenance platforms on both sides of screen

Screen suitable for bofor, finger, punch plate and

mesh screening media





WARRIOR 2400



CONVEYORS

HEAVY DUTY BELT FEEDER

Feeder impact protection bars & impact rollers

1300mm (52") extra heavy duty belt

4.79m (15' 9") drum centres


375mm (14.8") diameter drive drum

Gearbox driven: 0 - 21rpm (0 - 23m/m)

Hydraulic load sensing

Variable speed control

Supergrip drive drum as standard





WARRIOR 2400



CONVEYORS

OVERSIZE - TAIL CONVEYOR

1600mm (64") wide 3 ply chevron belt

6.6m (21' 8") drum centres

286mm (11.3") drum diameter (drive)

4.6m (15' 1") stockpile height

145m³ (189 cu. yd.) stockpile capacity

Wear resistant steel lined feed chute

Variable speed control

Hydraulically folding for transport

Impact bars feed boot section

Angle adjustable 16° –24°





WARRIOR 2400



↓ CONVEYORS

FINESIZE - SIDE CONVEYOR

900mm (36") wide 3 ply plain belt
8.73m (28' 8") drum centres
286mm (11.3") drum diameter (drive)
4.11m (13' 6") stockpile height
103m³ (135 cu. yd.) stockpile capacity
Hydraulically folding for transport
Variable speed control
Angle adjustable 20° –25°

MIDSIZE - SIDE CONVEYOR

900mm (36") wide 3 ply plain
8.73m (28' 8") drum centres
286mm (11.3") drum diameter (drive)
4.11m (13' 6") stockpile height
103m³ (135 cu. yd.) stockpile capacity
Wear resistant steel lined feed chute
Variable speed control
Hydraulically folding for transport
Removable for 2 way split operation
Angle adjustable 20° –25°





WARRIOR 2400



CONVEYORS

UNDERSCREEN CONVEYOR

1500mm (60") wide 3 ply plain belt
6.25m (20' 6") drum centres
270mm (10.6") drum diameter (drive)
Dual head drum scrapers





WARRIOR 2400



POWER UNIT & HYDRAULICS

Engine Tier 3 Equivalent:

CAT C7.1 LRC

Performance:

151 kW (202hp) @ 2200rpm

Tier 4F / Stage V:

CAT C7.1 LRC

Performance:

151 kW (202hp) @ 2200rpm

Tank Capacities:

Fuel: 597L (158 US Gal)

Hydraulic oil: 780L (206 US Gal)

Pumps:

Flywheel: Cast iron quad 63/63/32/32cc/rev

PTO 'A': Cast iron tandem 29/29cc/rev

Motors:

Feed conveyor: Cast iron 125cc/rev

Tail conveyor: Twin drive, Cast iron 500cc/rev

Mid fines side conveyor: Cast iron 500cc/rev

Under screen conveyor: Cast iron 630cc/rev

Fines side conveyor: Cast iron 500cc/rev

Screen: Cast iron 93cc/rev





WARRIOR 2400



TRACKS

Track width: 500mm (1' 8")

Sprocket centres: 3800mm (12' 6")

Two speed tracks

Approximate speed: 0.51kph (0.32 mph) (slow)

Approximate speed: 0.84kph (0.52 mph) (fast)

Total flow per track: 67 Lpm (low speed); 127Lpm (high speed)





WARRIOR 2400



↓ OPTIONS

INCLINE APRON FEEDER

1300mm (4' 3") wide wear resistant feed apron
 4.3m (14' 1") apron centres
 Fitted with single gearbox drive
 Variable speed control
 Increase in machine weight: +3,100kg (6,834lbs)

DUAL POWER

2 of electric motors IE3; 75 kW (100hp) & 55 kW (73hp)
 Diesel engine
 Integrated control system managing diesel-hydraulic or electric-hydraulic functions
 Note: This option may alter transport dimensions and feed access. For further details please contact engineering for detailed drawings and dimensions.

OTHER OPTIONS

- Custom colour machine
- Medium speed, belt feeder drive (12—36 rpm)
- Chevron side conveyor belts
- Auto lubrication system
- Radio controlled tracking
- Heavy duty finger / punch plate combination

HOPPER WING EXTENSIONS

2 hopper wing extensions (bolt on)
 Manufactured from wear resistant steel for end loading belt feeder with wheel loader
 Extensions remain attached to hopper wings during transport

ADJUSTABLE HOPPER DOOR

Used in conjunction with feeder conveyor flow control valve to mechanically control the feed material discharge rate

SCREEN CHAIN BLANKET

Top deck screen chain blanket complete with weight blocks which controls the oversize material speed

- Supergrip drive drum
- Mid fines conveyor skirting
- Wear resistant hopper - apron only
- Quick release wedge tensioning
- Hydraulic oil Grade 68





WARRIOR 2400

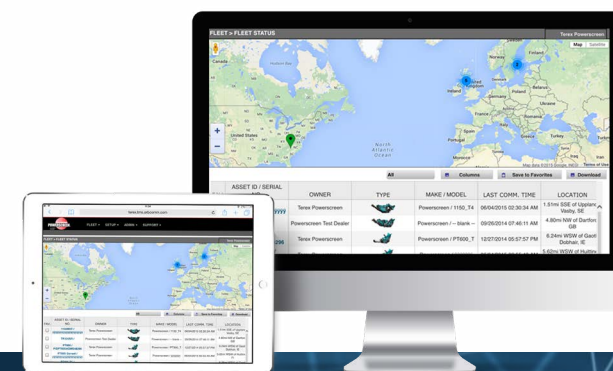


POWERSCREEN PULSE


RECORD, DISPLAY AND ANALYSE DATA:

HIGH EFFICIENCY THROUGH PRECISE INFORMATION

Available online anywhere and at any time: comprehensive information on the GPS location, start and stop times, fuel consumption, tonnages, cone settings, wear ratings, operating hours, maintenance status, and much more.




**AVAILABLE
ANYWHERE
AND AT ANY TIME**


**DASHBOARD
DISPLAY**


**FLEET
OVERVIEW**


**WEEKLY REPORT
DIRECT TO YOUR
INBOX**


**GPS: MACHINE
TRACKING**


**REPORTING
UTILISATION, PERFORMANCE
& PART SPECIFIC**

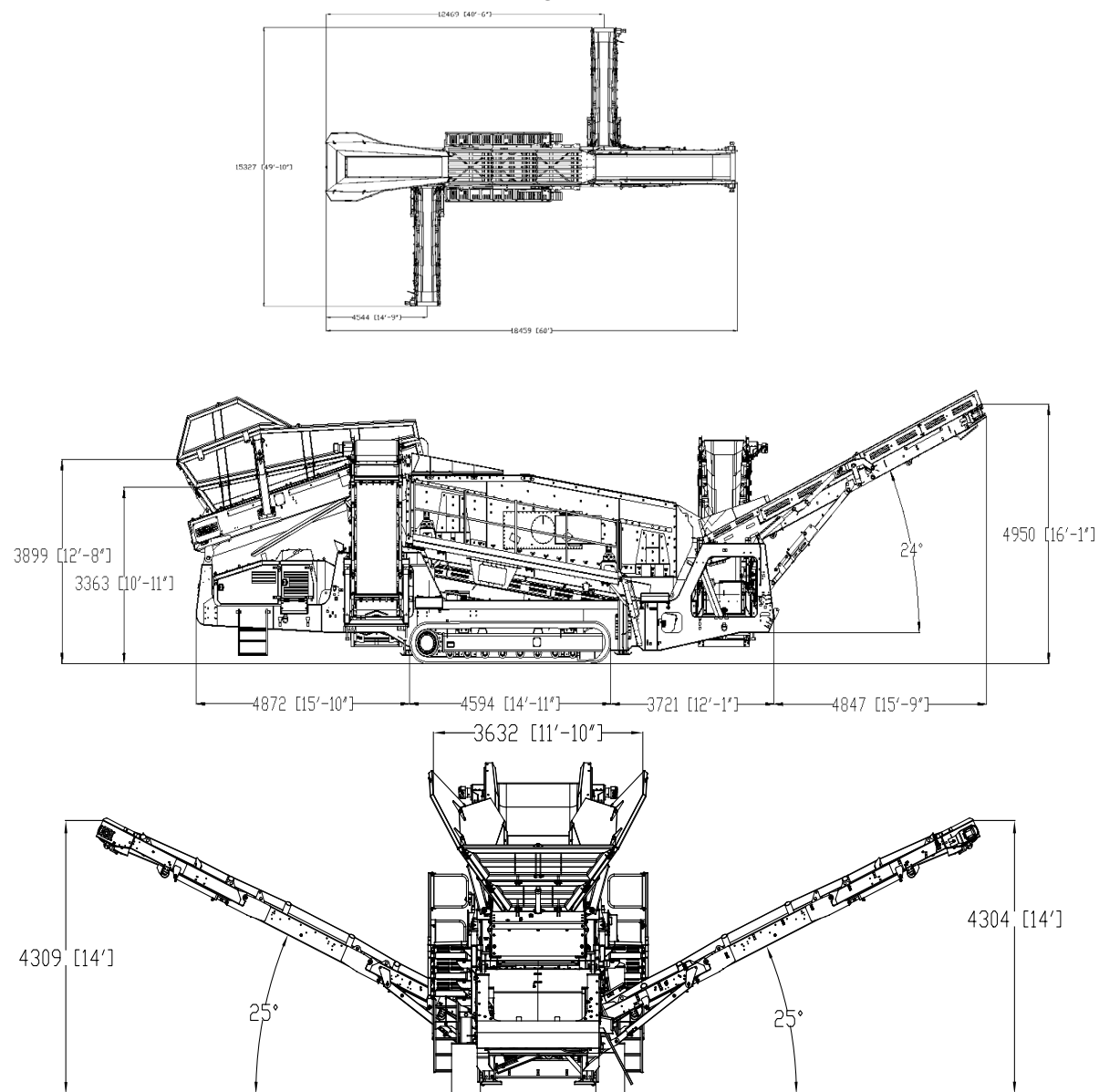


WARRIOR 2400



DIMENSIONS

Figure 1: Warrior 2400
Working Position



MORE DIMENSIONS OVERLEAF

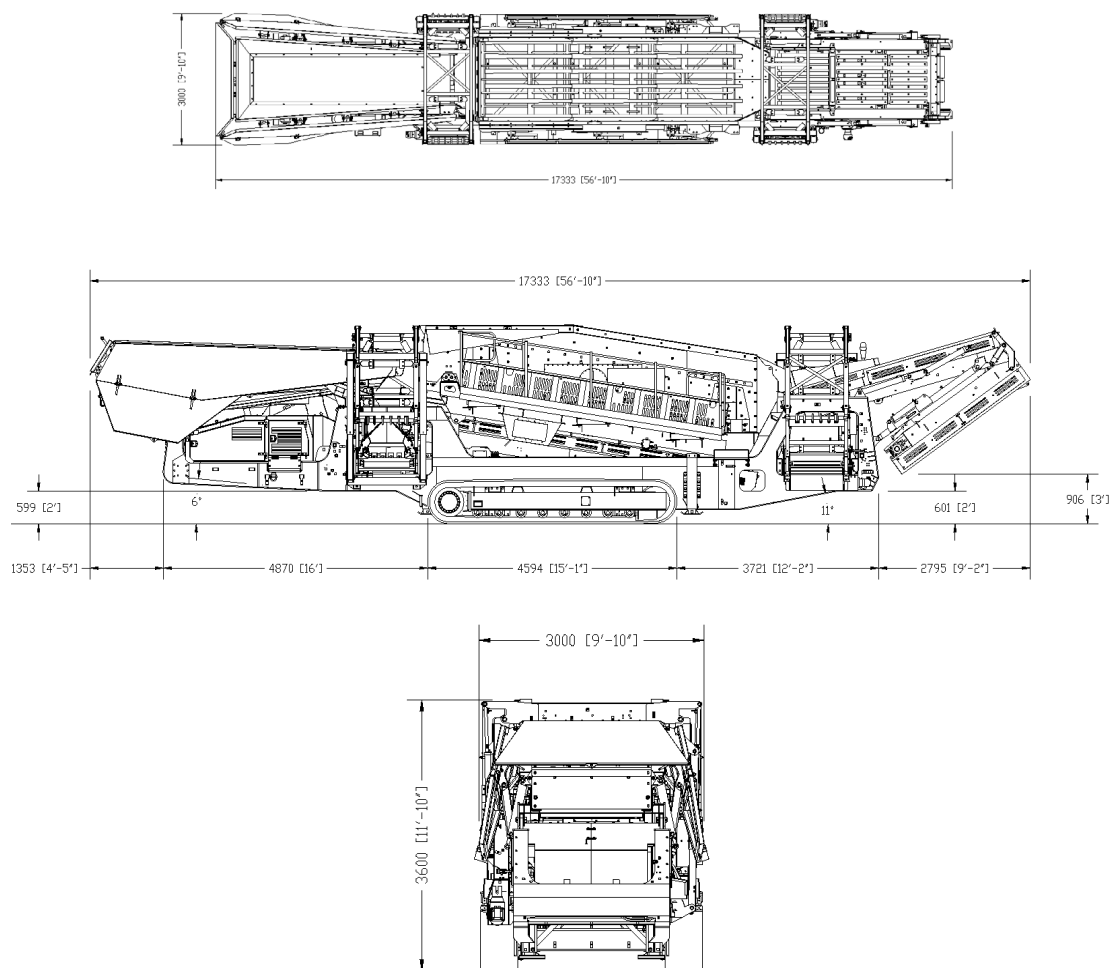


WARRIOR 2400



DIMENSIONS

Figure 2: Warrior 2400
Transport Position



MORE DIMENSIONS OVERLEAF

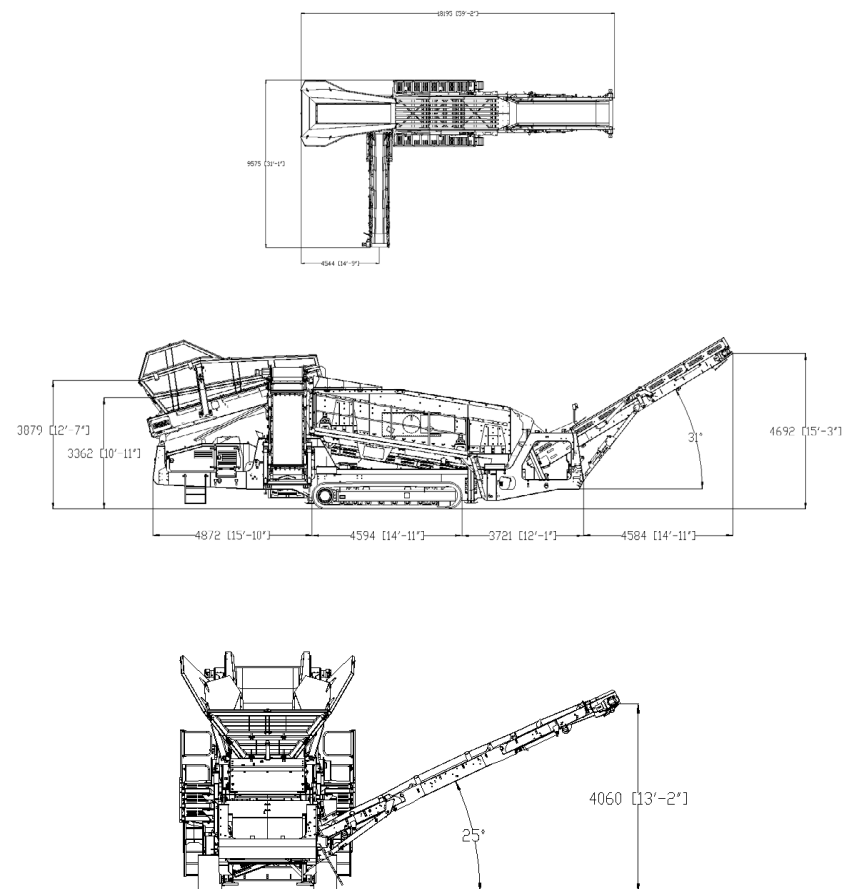


WARRIOR 2400



DIMENSIONS

Figure 3: Warrior 2400
2 Way Split
Working Position



MORE DIMENSIONS OVERLEAF

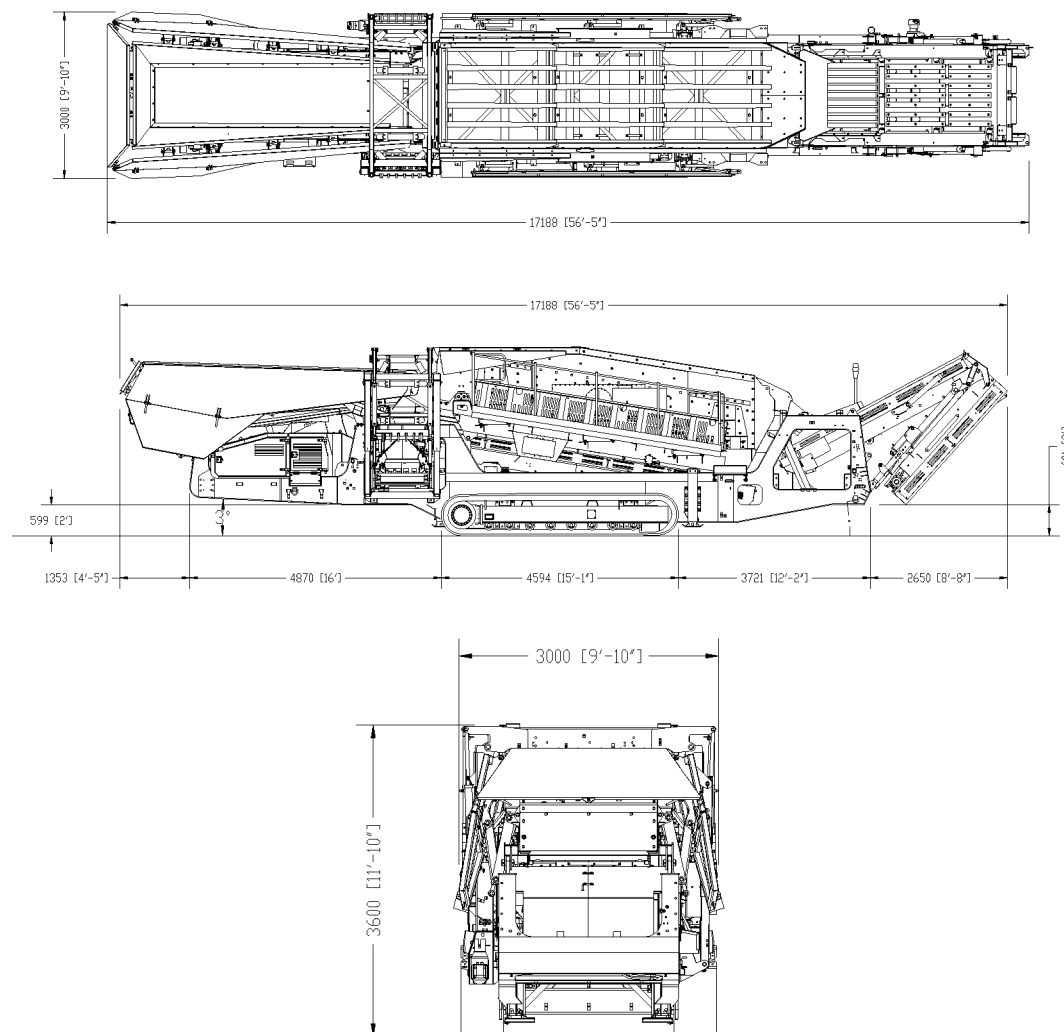


WARRIOR 2400



DIMENSIONS

Figure 4: Warrior 2400
2 Way Split
Transport Position





Powerscreen equipment complies with CE requirements.

Please consult Powerscreen if you have any other specific requirements in respect of guarding, noise or vibration levels, dust emissions, or any other factors relevant to health and safety measures or environmental protection needs. On receipt of specific requests, we will endeavour to ascertain the need for additional equipment and, if appropriate, quote extra to contract prices.

All reasonable steps have been taken to ensure the accuracy of this publication, however due to a policy of continual product development we reserve the right to change specifications without notice.

It is the importers' responsibility to check that all equipment supplied complies with local legislation regulatory requirements.

Plant performance figures given in this brochure are for illustration purposes only and will vary depending upon various factors, including feed material gradings and characteristics. Information relating to capacity or performance contained within this publication is not intended to be, nor will be, legally binding.

GET IN TOUCH

Dungannon

200 Coalisland Road, Dungannon,
Co Tyrone, BT71 4DR, Northern Ireland
Tel: +44 (0) 28 87 718 500
Fax: +44 (0) 28 87 747 231

Louisville

11001 Electron Drive,
Louisville, Kentucky, 40299 USA
Tel: +1 502 736 5200
Fax: +1 502 736 5202

