

POWERSCREEN® TITAN 1800

2 DECK SECONDARY SCALPING SCREEN



TECHNICAL SPECIFICATION - REV 2 01/04/2024





TITAN 1800



OVERVIEW

SPECIFICATION

Total weight	Incline Belt	29,500kg (65,036lbs)
	Incline Apron	31,500kg (69,446lbs)
Transport	Length	15.38m (50' 6")
	Width	2.96m (9' 9")
	Height	3.39m (11' 2")
	Working	
Working	Length	14.26m (46' 10")
	Width	12.6m (41' 4")
	Height	4.55m (14' 11")
Screenbox	4.88m x 1.5m (16' x 5')	
Powerunit	Diesel / Hydraulic	
Plant Colour	RAL 5021 , RAL 7024 & RAL 9005	

(Weights & dimensions are approximate base unit values)

FEATURES & BENEFITS

- High capacity up to 600 tph / 661 US tph (depending on media sizes & material type)
- Maximum feed size 600mm (2') . Maximum allowable feed size may vary depending on material type and screenbox media
- Suitable for scalping or stockpiling as a 3 way split or 2 way split machine
- Heavy duty inclined hopper & belt feeder featuring impact bars & impact rollers
- Hydraulic folding hopper sides & twin drive belt feeder
- Jack up screen facility for access to screen media & collection conveyor
- Unique hydraulic slide out facility on tail conveyor to aid screen media removal
- Heavy duty aggressive 2 bearing screenbox with 10mm stroke (optional 12mm stroke)
- Maximum mobility with heavy duty, low ground pressure tracks complete with removable pendant remote control system
- Quick set up time typically under 15 minutes
- Hydraulically folding conveyors for transport
- High performance hydraulic system - cast iron pumps & motors complete with hydraulic cooler
- Powerscreen Pulse telemetry as standard

APPLICATIONS



Aggregate

Sand & gravel
Blasted rock
River rock



Recycling

Top soil
C&D waste
Composted materials
Wood by-products
Overburden
Foundry waste



Mining

Processed ores
Processed minerals



TITAN 1800



HOPPER

Target area: 4.4m (14' 5") long x 2.7m (8' 10") wide

Hopper capacity: 6.8m³ (8.9 cu. yd.)

Feed in height with extensions (side): 4.23m (13' 11")

Feed in height with extensions (rear): 3.63m (11' 11")

Feed in height (side & rear with collapsed hopper): 3.20m (10' 6")

Hydraulic folding hopper sides, manufactured from wear resistant steel

Rear wall collapsible for direct feeding

Hydraulic slide & raise facilities for transport





TITAN 1800



SCREENBOX

Heavy duty 4.87m x 1.53m (16' x 5') 2 deck, 2 bearing incline screen with highly aggressive screen drive

Self adjusting belt driven screen drive, increased flexibility over direct drive alternatives, adjustable stroke: 10mm (3/8") as standard

Top deck: 4.87m x 1.53m (16' x 5')

Bottom deck: 4.62m x 1.53m (15' 2" x 5')

Side tensioned or modular top deck


End tensioned or modular bottom deck

Hydraulic screen angle adjustment 14° - 18°

Jack-up screen facility for access to screen media

Galvanised maintenance platforms on both sides of screen

Modular screen suitable for bofor, finger, punch plate and mesh screen media





TITAN 1800



↓ CONVEYORS

HEAVY DUTY BELT FEEDER

1300mm (52") 4 ply heavy duty grade belt

3.43m (11' 3") drum centres


Driving speed: 15rpm

Heavy duty impact bars & impact rollers

Heavy duty drive featuring twin gearbox drive

Variable speed control

Supergrip drive drum as standard





TITAN 1800




CONVEYORS

UNDERSCREEN CONVEYOR

1200mm (48") wide 3 ply plain belt
3.97m (13') drum centres
Accessible via jack-up screen facility

OVERSIZE - TAIL CONVEYOR

1400mm (56") wide 4 ply chevron belt
5.15m (16' 11") drum centres
3.73 m (12' 3") stockpile height
77m³ (101 cu. yd.) stockpile capacity
Hydraulic raise & lower
Impact bar/ roller combination
Hydraulic slide out facility to aid screen access
Angle adjustable 10° - 24°
Variable speed control





TITAN 1800



CONVEYORS

FINESIZE - SIDE CONVEYOR

900mm (36") wide 3 ply plain belt
 7.07m (23' 2") drum centres
 3.7m (12' 2") stockpile height
 76m³ (99 cu. yd.) stockpile capacity
 4.49m (14' 9") stockpile height (extended)
 135m³ (176 cu. yd.) stockpile capacity (extended)
 Impact bars under feedboot area
 Variable speed control
 Hydraulically folding, angle adjustable 14° - 25°
 Operates on separate hydraulic circuit

MIDSIZE - SIDE CONVEYOR

900mm (36") wide 3 ply plain belt
 7.07m (23' 2") drum centres
 3.44m (11' 3") stockpile height
 61m³ (80 cu. yd.) stockpile capacity
 4.23m (13' 11") stockpile height (extended)
 113m³ (148 cu. yd.) stockpile capacity (extended)
 Impact bars under feedboot area
 Variable speed control
 Hydraulically folding, angle adjustable 14° - 25°
 Removed during 2 way split operation





TITAN 1800



POWER UNIT & HYDRAULICS

Engine Tier 3 Equivalent:

Caterpillar C4.4 ATAAC

Performance:

83 kW (111hp) @ 2200rpm

Engine Tier 4F:

Deutz 3.6

Performance:

100 kW (134hp) @ 2200rpm

Stage V:

Deutz 3.6

Performance:

100 kW (134hp) @ 2200rpm

Tank Capacities:

Fuel: 336 L (89 US Gal)

Hydraulic Oil (Tier 3): 564 L (149 US Gal)

Hydraulic Oil (Tier 4): 450 L (119 US Gal)

Pumps:

Flywheel: Cast iron quad 46/46/33/33cc/rev

PTO 'A': Cast iron tandem 23/23cc/rev

Motors:

Belt feeder: Cast Iron 125cc/rev

Tail conveyor: Cast iron 800cc/rev

Mid fines side conveyor: Cast iron 500cc/rev

Underscreen conveyor: Cast iron 500cc/rev

Fines conveyor: Cast iron 500cc/rev

Screen: Cast iron 101.1

Optional apron feeder: 400cc/rev






TITAN 1800



TRACKS

Track width:	500mm (1' 8")
Sprocket centres:	3237mm (10' 7")
Approximate speed:	1 kph (0.62mph)
Total flow per track:	101 Lpm
Gradability:	28.1°





TITAN 1800



OPTIONS

INCLINE APRON FEEDER

1200mm (3' 11") wide wear resistant feed apron

3.39m (11' 1") apron centres

Fitted with single gearbox drive

Variable speed control

Additional weight : +2,000kg (4,409lbs)

DUAL POWER

2 of electric motors: 37 kW (50hp) & 37 kW (50hp)

Diesel engine

Integrated control system

This controls either diesel-hydraulic or electric-hydraulic functions

Note: This option may alter transport dimensions and feed access. For further details please contact engineering for detailed drawings and dimensions.

2 WAY SPLIT CONFIGURATION

Mid sized side conveyor removed

Machine built as 2 way split

Top deck & bottom deck oversize material fed on to tail conveyor



TITAN 1800



↓ OPTIONS

OTHER OPTIONS

- Custom colour machine
- Side conveyor telescopic hydraulic extensions
- Chevron side conveyor belts
- Auto lubrication system
- Radio controlled tracking
- Hydraulic oil Grade 68
- Quick release wedge tensioning (side tensioned only)





TITAN 1800



POWERSCREEN PULSE

RECORD, DISPLAY AND ANALYSE DATA:

HIGH EFFICIENCY THROUGH PRECISE INFORMATION

Available online anywhere and at any time: comprehensive information on the GPS location, start and stop times, fuel consumption, tonnages, cone settings, wear ratings, operating hours, maintenance status, and much more.




**AVAILABLE
ANYWHERE
AND AT ANY TIME**


**DASHBOARD
DISPLAY**


**FLEET
OVERVIEW**


**WEEKLY REPORT
DIRECT TO YOUR
INBOX**


**GPS: MACHINE
TRACKING**


**REPORTING
UTILISATION, PERFORMANCE
& PART SPECIFIC**

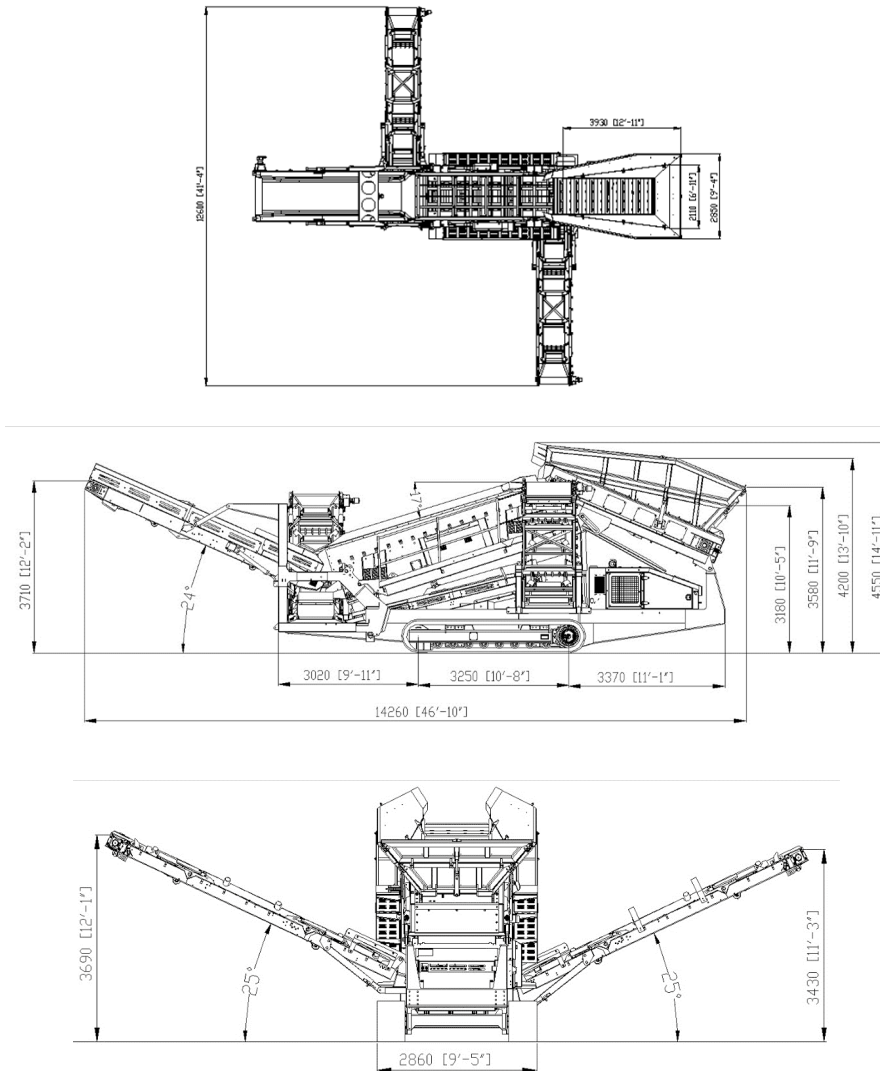


TITAN 1800



DIMENSIONS

Figure 1: Titan 1800
Working Position



MORE DIMENSIONS OVERLEAF

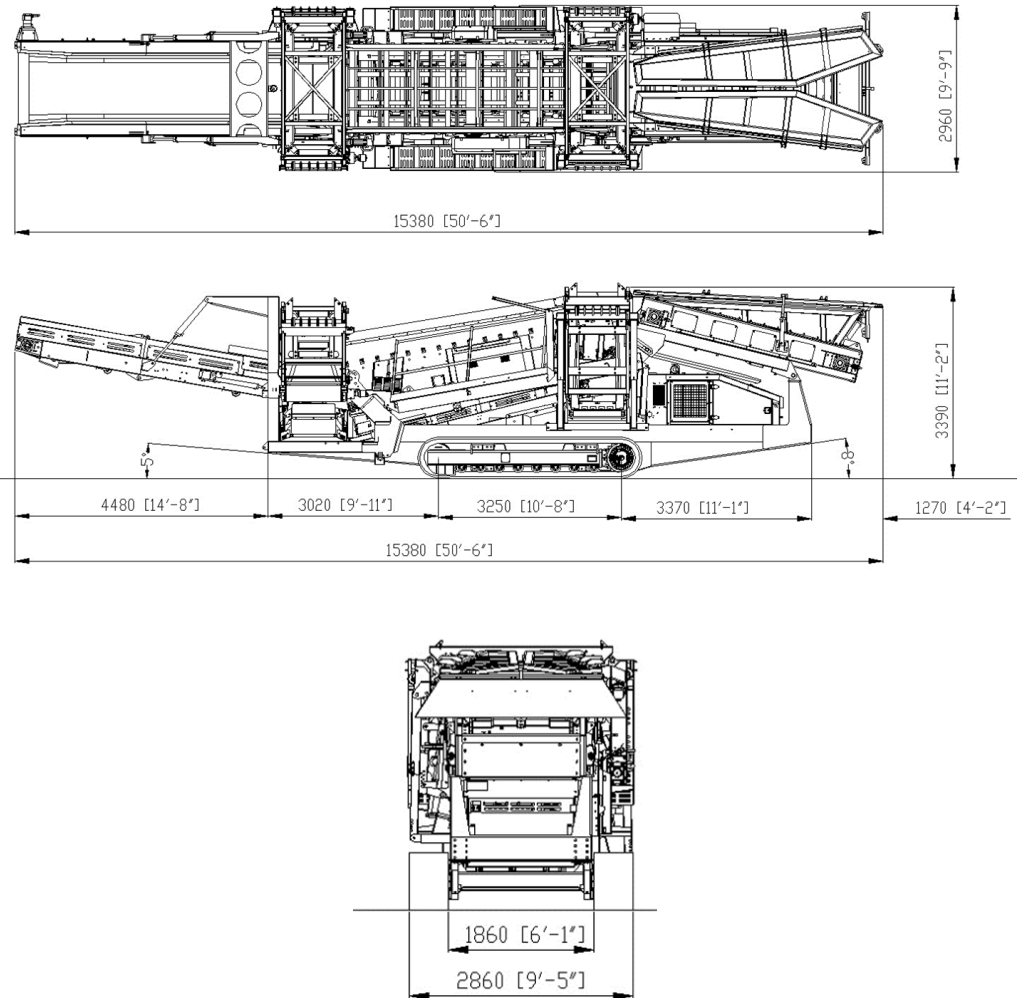


TITAN 1800



DIMENSIONS

Figure 2: Titan 1800
Transport Position



MORE DIMENSIONS OVERLEAF

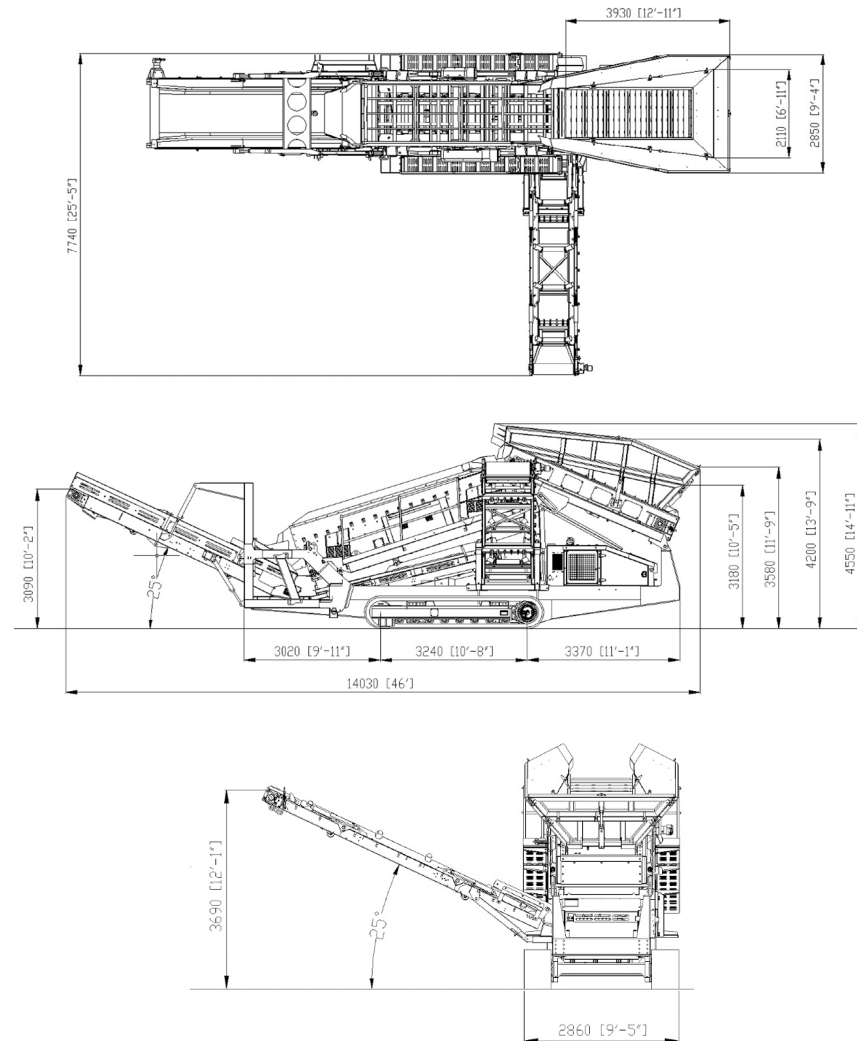


TITAN 1800



DIMENSIONS

Figure 3: Titan 1800
2 Way Split
Working Position



MORE DIMENSIONS OVERLEAF

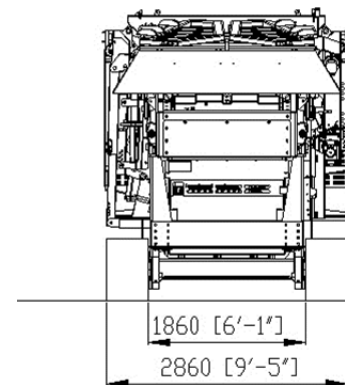
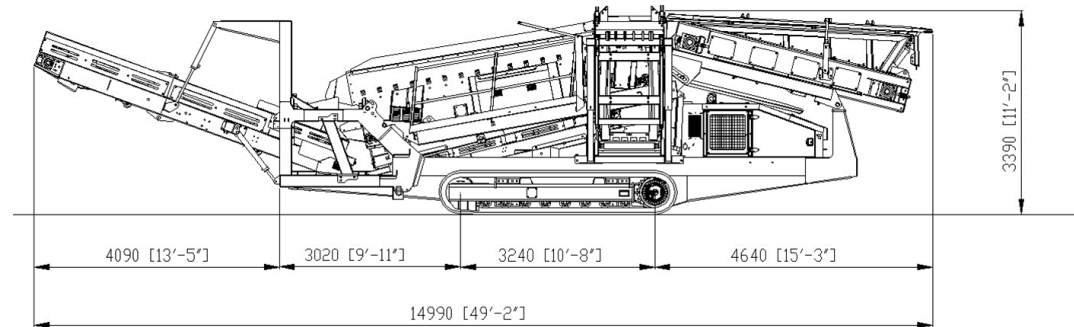
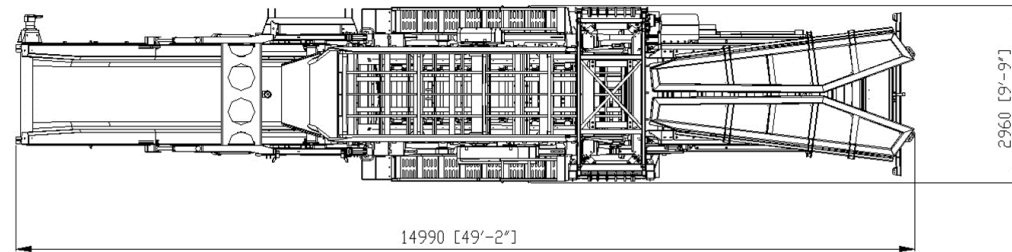


TITAN 1800



DIMENSIONS

Figure 4: Titan 1800
2 Way Split
Transport Position



MORE DIMENSIONS OVERLEAF

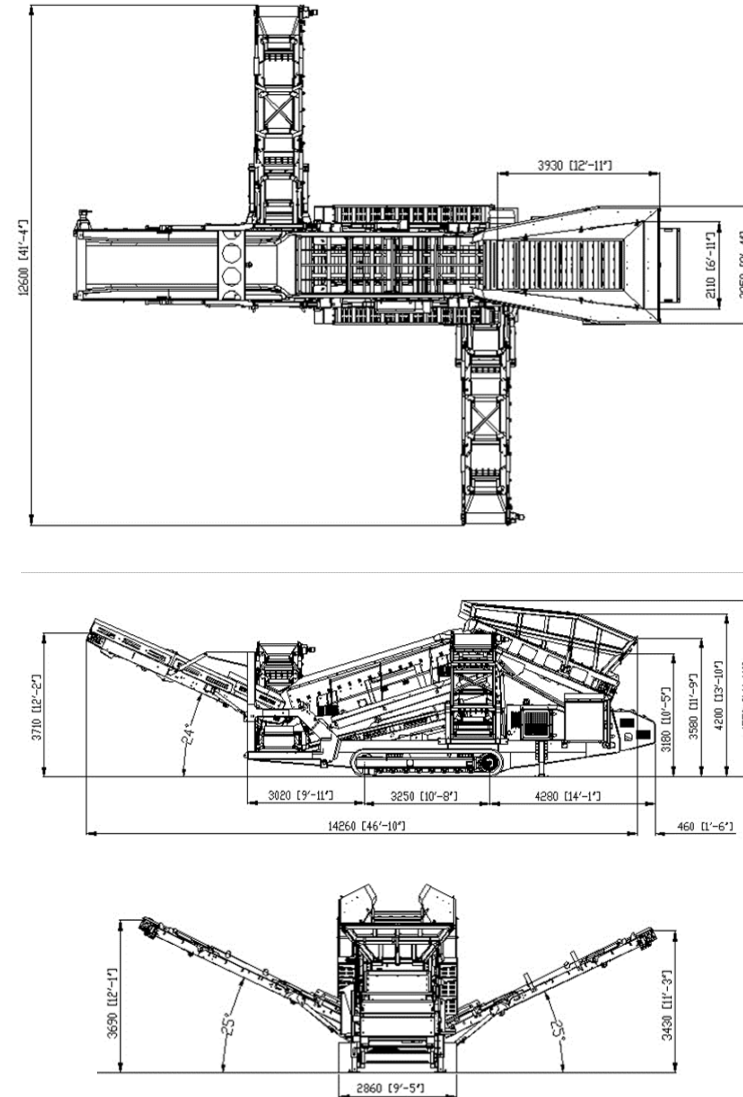


TITAN 1800



DIMENSIONS

Figure 5: Titan 1800
Dual Power - Working Position



MORE DIMENSIONS OVERLEAF

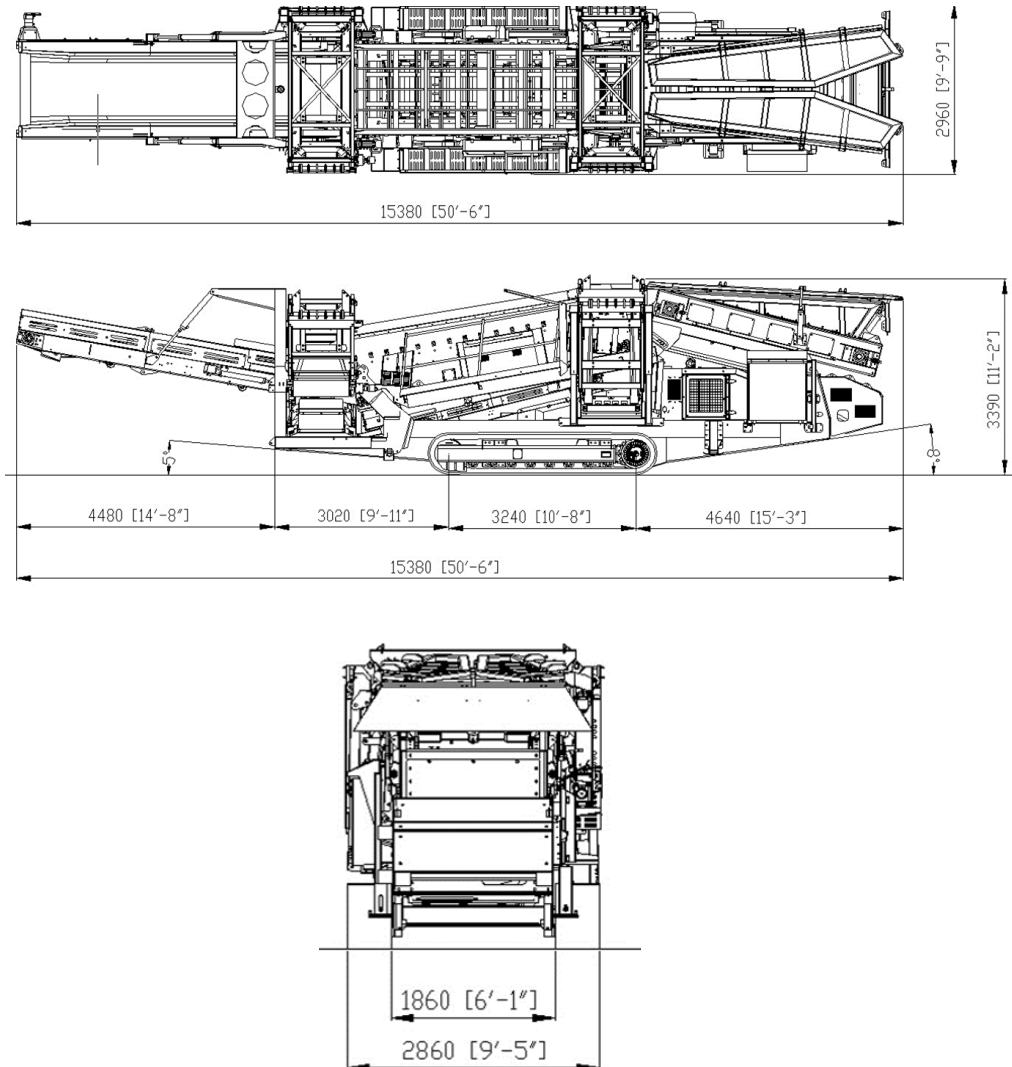


TITAN 1800



DIMENSIONS

Figure 6: Titan 1800
Dual Power - Transport Position



MORE DIMENSIONS OVERLEAF

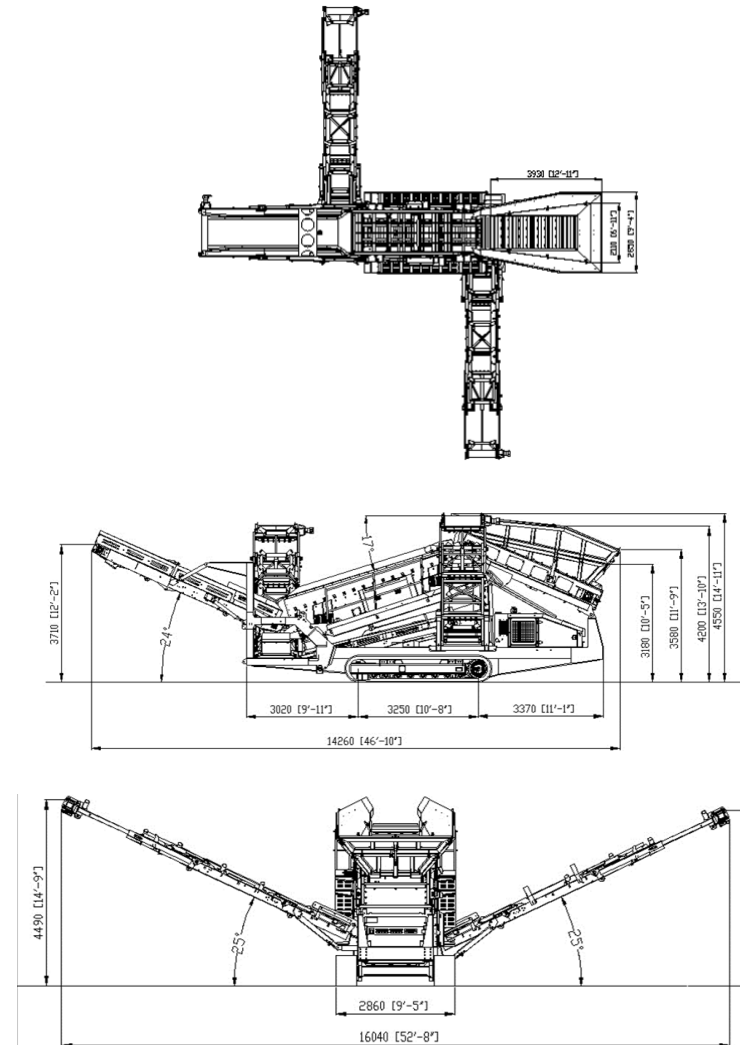


TITAN 1800



DIMENSIONS

Figure 7: Titan 1800
Telescopic Side Conveyors - Working Position



MORE DIMENSIONS OVERLEAF

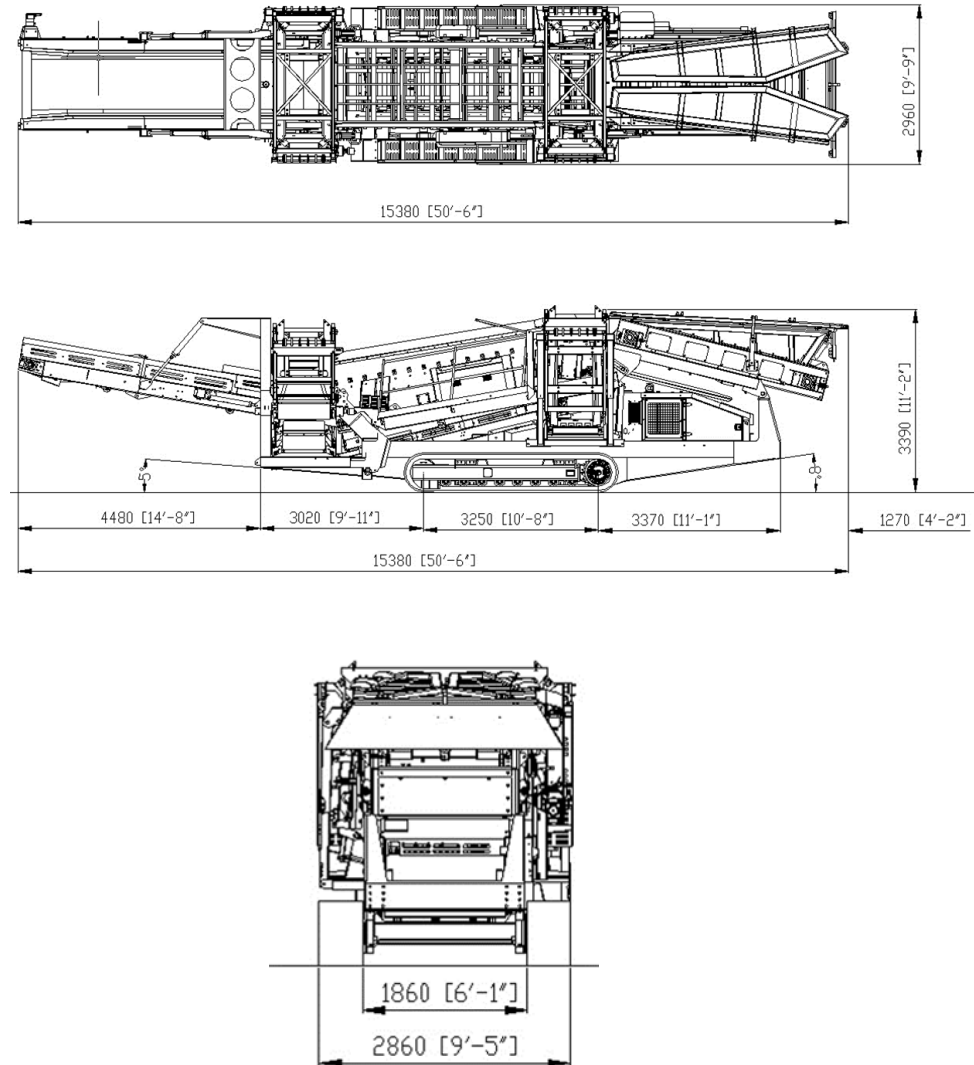


TITAN 1800



DIMENSIONS

Figure 8: Warrior 1800
Telescopic Side Conveyors - Transport Position





Powerscreen equipment complies with CE requirements.

Please consult Powerscreen if you have any other specific requirements in respect of guarding, noise or vibration levels, dust emissions, or any other factors relevant to health and safety measures or environmental protection needs. On receipt of specific requests, we will endeavour to ascertain the need for additional equipment and, if appropriate, quote extra to contract prices.

All reasonable steps have been taken to ensure the accuracy of this publication, however due to a policy of continual product development we reserve the right to change specifications without notice.

It is the importers' responsibility to check that all equipment supplied complies with local legislation regulatory requirements.

Plant performance figures given in this brochure are for illustration purposes only and will vary depending upon various factors, including feed material gradings and characteristics. Information relating to capacity or performance contained within this publication is not intended to be, nor will be, legally binding.

GET IN TOUCH

Dungannon

200 Coalisland Road, Dungannon,
Co Tyrone, BT71 4DR, Northern Ireland
Tel: +44 (0) 28 87 718 500
Fax: +44 (0) 28 87 747 231

Louisville

11001 Electron Drive,
Louisville, Kentucky, 40299 USA
Tel: +1 502 736 5200
Fax: +1 502 736 5202

