

POWERSCREEN® PHOENIX 1600

WHEELED TROMMEL SCREEN



TECHNICAL SPECIFICATION - REV 3 01/02/2023





PHOENIX 1600 WHEELED



OVERVIEW

SPECIFICATION

Total Weight	18,000kg (39,700lbs) – depending on options
Transport	Length 16.9m (55' 5") Height 4m (13' 1") Width 2.7m (8' 10")
Working	Length 25.9m – 27.2m (84' 12" – 89' 3") – depending on conveyor angle Width 15m – 16.8m (49' 3" – 55' 1") – depending on conveyor angle Feed Height 3.5m (11' 6") – with extensions

Innovatively designed to provide excellent fuel efficiency and low operating costs.

The Powerscreen Phoenix 1600 has been innovatively designed to provide excellent fuel efficiency and low operating costs, whilst also reducing emissions and noise levels due to the machine running at a low engine RPM. With a 4.9m (16') x 1.54m (5') drum, unrivalled production throughput is guaranteed due to the screening area, the largest in its class. Highly versatile the Phoenix 1600 can easily screen a variety of material including topsoil, compost, sand and gravel, wood chip and C&D waste. Woven mesh or heavy duty punch plate panels can be fitted to the drum ensuring all application requirements are met.

The 180° swivel fines conveyor, with a discharge height of 5.87m (19' 3") results in the creation of impressive stockpiles. This swivel feature can

be controlled via a remote while the machine is in operation, minimising downtime. The powerful four wheel drive system with high performance friction grip wheels is used to turn the trommel drum giving operators the ability to run bi-directionally.

Powered by a Caterpillar C4.4 engine (Tier 4 Final or Constant Speed) the powerful hydraulics and intelligent feed control system ensure the Phoenix 1600 is always working at its optimum. The low engine RPM coupled with the fuel save (stand-by) mode guarantees peak efficiency. A fifth wheel connection, tandem axle bogie and a quick set up time make the machine easily transportable from site to site.






PHOENIX 1600 WHEELED



HOPPER AND BELT FEEDER

- 4.3m³ (5.6yd³) capacity
- 3.7m (12' 2") feeder length
- 900mm (35") 3 ply plain belt, 4 + 2 covers
- Variable speed c/w intelligent feed control
- Hopper extensions






PHOENIX 1600 WHEELED



↓ DRUM

- 4.9m (16') Length
- 1.54m (5') Diameter
- 19m² (205ft²) screening area
- Friction four wheel drum drive system
- Variable speed control
- Mesh or Punch plate panels
- Inclined drum (4°-8°)






PHOENIX 1600 WHEELED



POWER UNIT & HYDRAULICS

- Engine:
 - CAT C4.4 97kW (130HP) Tier 3
 - CAT C4.4 82kW (110HP) Tier 4 Final (USA & EU)
 - CAT C4.4 102kW (137HP) Stage V
- Fuel capacity: 327L (86 US gal)
- Hydraulic capacity: 425L (112 US gal)
- Excellent service access
- Powerful hydraulics





PHOENIX 1600 WHEELED



COLLECTION CONVEYOR

- 1200mm (47") 3 ply plain belt, 4 + 2 covers
- Length: 11900mm (39' 1")






PHOENIX 1600 WHEELED



FINES DISCHARGE CONVEYOR

- Width: 800mm (32") 3 ply plain belt, 5 + 1.5 covers
- Length: 8700mm (28' 7")
- Remote control 180° swivel
- Variable operating angle 15° - 30°
- Discharge height 5.87m (19' 3") @ 30°





PHOENIX 1600 WHEELED



↓ OVERSIZE CONVEYOR

- Width: 800mm (32") 3 ply plain belt, 5 + 1.5 covers
- Length: 5700mm (18' 8")
- Variable speed control
- Variable operating angle 15° - 30°
- Discharge height 3.48m (11' 5") @ 30°





PHOENIX 1600 WHEELED



↓ BOGIE

- 2 axles, 10 studs
- Twin 235/75 R17.5 tyres
- Suspension type leaf spring
- Fifth wheel connection
- Airbrakes






PHOENIX 1600 WHEELED



OPTIONS

- Tipping grid – 4" and 6"
- Tipping grid discharge chute
- Heavy duty woven mesh
- Punch plate
- Different colour paint
- Additional hopper extensions
- Flexxaire reversible cooling fan
- Powerscreen Pulse





PHOENIX 1600 WHEELED

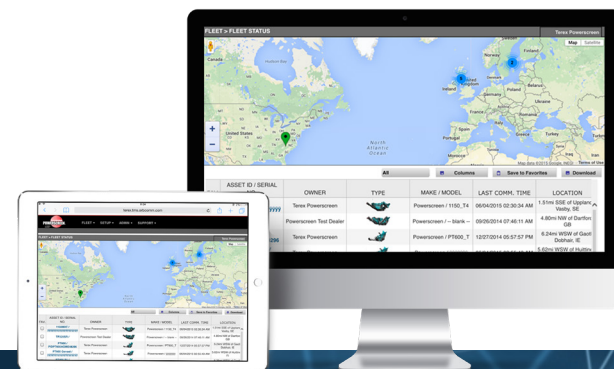


POWERSCREEN PULSE

RECORD, DISPLAY AND ANALYSE DATA:

HIGH EFFICIENCY THROUGH PRECISE INFORMATION

Available online anywhere and at any time: comprehensive information on the GPS location, start and stop times, fuel consumption, tonnages, cone settings, wear ratings, operating hours, maintenance status, and much more.




**AVAILABLE
ANYWHERE
AND AT ANY TIME**



**DASHBOARD
DISPLAY**



**FLEET
OVERVIEW**



**WEEKLY REPORT
DIRECT TO YOUR
INBOX**



**GPS: MACHINE
TRACKING**



**REPORTING
UTILISATION, PERFORMANCE
& PART SPECIFIC**



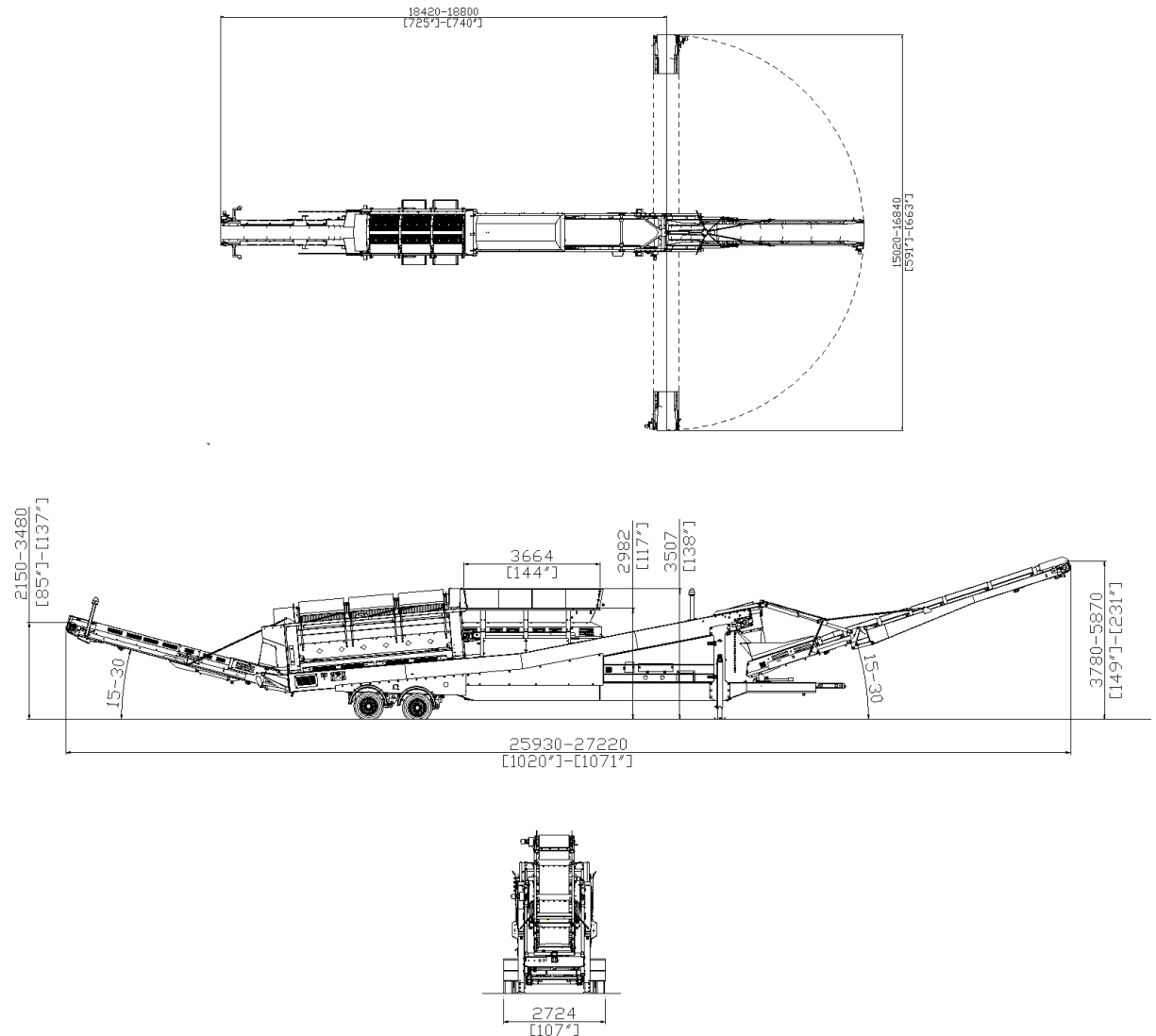


PHOENIX 1600 WHEELED



DIMENSIONS

Figure 1: Phoenix 1600
Working Position



MORE DIMENSIONS OVERLEAF



PHOENIX 1600 WHEELED

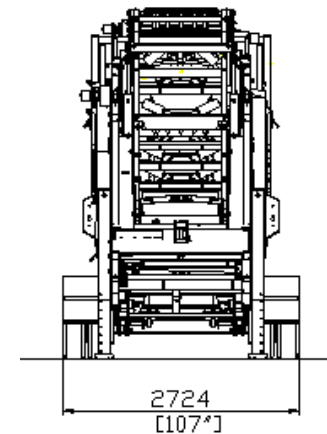
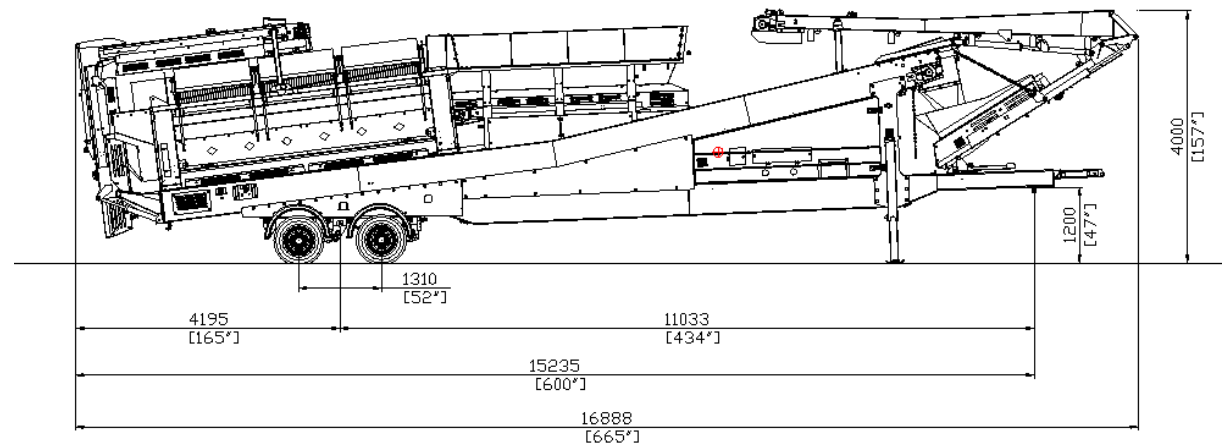


DIMENSIONS

Figure 2: Phoenix 1600

Transport Position

Please note: It is the dealers responsibility to ensure the plant is road legal in their region.





Powerscreen equipment complies with CE requirements.

Please consult Powerscreen if you have any other specific requirements in respect of guarding, noise or vibration levels, dust emissions, or any other factors relevant to health and safety measures or environmental protection needs. On receipt of specific requests, we will endeavour to ascertain the need for additional equipment and, if appropriate, quote extra to contract prices.

All reasonable steps have been taken to ensure the accuracy of this publication, however due to a policy of continual product development we reserve the right to change specifications without notice.

It is the importers' responsibility to check that all equipment supplied complies with local legislation regulatory requirements.

Plant performance figures given in this brochure are for illustration purposes only and will vary depending upon various factors, including feed material gradings and characteristics. Information relating to capacity or performance contained within this publication is not intended to be, nor will be, legally binding.

GET IN TOUCH

Dungannon

200 Coalisland Road, Dungannon,
Co Tyrone, BT71 4DR, Northern Ireland
Tel: +44 (0) 28 87 718 500
Fax: +44 (0) 28 87 747 231

Louisville

11001 Electron Drive,
Louisville, Kentucky, 40299 USA
Tel: +1 502 736 5200
Fax: +1 502 736 5202



APPENDIX 1 - ENGINE OPTIONS – Powerunit options that may be fitted in place of technical specification offering subject to availability

Screens – Tier 4 Final

CAT C4.4 82kW (110hp) @ 2200rpm as per Chieftain 1400, Chieftain 1500, Chieftain 2100X 2 deck, Chieftain 2200 2 deck and Warrior 1800

Option 1.) CAT C3.6 82kW (110hp) @ 2200rpm

Option 2.) CAT C4.4 102kW (137hp) @ 2200rpm

CAT C4.4 98kW (131hp) @ 2200rpm as per Chieftain 2100X 3 deck and Chieftain 2200 3 deck

Option 1.) CAT C4.4 102kW (137hp) @ 2200rpm

CAT C4.4 82kW (110hp) @ 1800rpm as per Chieftain 1700X and Warrior 1400X

Option 1.) CAT C3.6 82kW (110hp) @ 1800rpm

Option 2.) CAT C4.4 98kW (131hp) @ 1800rpm

Screens – Stage V

CAT C4.4 102kW (137hp) @ 2200rpm as per Chieftain 1400, Chieftain 1500, Chieftain 2100X, Chieftain 2200 and Warrior 1800

Option 1.) CAT C3.6 82kW (110hp) @ 2200rpm

Option 2.) JCB 4.8 81kW (109hp) @ 2200rpm

Option 3.) JCB 4.8 97kW (130hp) @ 2200rpm

Option 4.) Deutz TD3.6 100kW (134hp) @ 2200rpm

CAT C4.4 98kW (131hp) @ 1800rpm as per Chieftain 1700X, Warrior 1400X and Warrior 2100

Option 1.) CAT C3.6 82kW (110hp) @ 1800rpm

Option 2.) CAT C4.4 98kW (131hp) @ 1800rpm

Option 3.) JCB 4.8 80kW (108hp) @ 1800rpm

Option 4.) Deutz TD3.6 92kW (123hp) @ 1800rpm

